

Sample image

KG160

Type Size: S2

Classification Contact: Rigid contact bridge

Classification Contact Mat: Silver

Classification Terminal: Screw terminal

IEC 60947-3 EN 60947-3, VDE 0660 Teil 107

Rated insulation voltage Ui

Voltage (V)	AC / DC
1000	AC

Rated impulse withstand voltage Uimp

Voltage (kV)	Overtoltage category	Pollution degree	Supply system	Function
8	III	3	Valid for lines with grounded common neutral termination	Switch / Switch disconnecter

Rated uninterrupted current Iu/Ith

Current (A)	Ambient temperature (°C)	Peak temperature (°C)	additional requirements
160	50	55	Ambient temperature +50°C during 24 hours with peaks up to +55°C

Conventional enclosed thermal current Ithe

Current (A)	Ambient temperature (°C)	Peak temperature (°C)	Additional requirements	No. of stages (from - to)	Mounting	Mounting size
160	35	40	Ambient temperature +35°C during 24 hours with peaks up to +40°C	--	--	--

Rated operational current Ie

Utilization category	Voltage (V)	Current (A)
AC-32A	20 - 400	160
AC-20A	1000	160
AC-21A	20 - 690	160
AC-22A	220 - 500	160
AC-22A	660 - 690	100

Rated operational power

Utilization category	Voltage (V)	No. of phases	No. of poles	Power (kW)
AC-3	220 - 240	3	3	30
AC-3	380 - 440	3	3	45
AC-3	500 - 500	3	3	55
AC-3	660 - 690	3	3	37
AC-23A	220 - 240	3	3	30
AC-23A	380 - 440	3	3	55
AC-23A	500 - 500	3	3	75
AC-23A	660 - 690	3	3	37

Max Fuse Rating IEC

Fuse characteristic	No. of Fuses	Current (A)
gG	1	160

UL60947-4-1, UL508

Rated insulation voltage Ui

Voltage (V)	AC / DC
600	AC

Rated thermal current

Current (A)	Ambient temperature (°C)	Additional Text
200	0 - 40	ON-OFF switch (Valid when connected with wire rated for 75°C)
160	0 - 40	Change over switch (Valid when connected with wire rated for 75°C)

General Information

Text

- The operating handle and position indicating means to be used with these manual motor controllers should be provided from the manufacturer, or the operating handle and position indicating means to be used should have been previously evaluated in combination with the manual motor controllers.

CSA

Rated insulation voltage UI	Voltage (V)	AC / DC
	600	AC

Rated thermal current	Current (A)	Ambient temperature (°C)	Additional Text
	200	0 - 40	-

GENERAL TECHNICAL INFORMATION


Tightening torque of screws	tightening torque (Nm)	tightening torque (lb-in)
	14	125

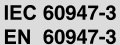
Rated short-time withstand current Icw	Time (s)	Current (A)
	1	3000

Size of conductor				
composition of conductor	Min. / Max. value	No. of conductor per terminal	Cross section (mm ²) or (AWG/kcmil)	Material of the wire
solid wire	Min.	1	6mm ²	Copper
flexible wire	Max.	1	70mm ²	Copper
flexible wire	Min.	1	16mm ²	Copper
flexible wire	Max.	1	AWG 2/0	Copper
Single-core or stranded wire	Max.	1	95mm ²	Copper
Single-core or stranded wire	Max.	1	AWG 3/0	Copper
flexible wire with sleeve	Max.	1	70mm ²	Copper
flexible wire with ferrule according to DIN 46228	Min.	1	10mm ²	Copper


Approbations	
Specification	Marking

EAC 


CE marking 

UK Directives
IEC 60947-3; EN 60947-3; VDE 0660 Teil107 

IEC 60947-6-1 

UL 60947-4-1; CSA C22.2 No. 60947-4-1 

CSA C.22.2 No.14 

GB/T14048.3 

Power loss per pole	Power (W)
	5

Conditions during transport and storing		
Minimum temperature (°C)	Maximum temperature (°C)	additional requirements
-40	85	In case of temperatures below -5°C no shock load permissible

General Information	
Text	

- EMC Note: This device is suitable for use in environment A and B.
- Do not lubricate or treat contacts.
- Switches may only be mounted, connected and set into operation by qualified persons according to the accepted rules of technology.
- Use copper wire only. Do not coat the wire end with tin.
- Terminals with factory fitted jumper links are tightened during production. Take care during installation to ensure factory fitted links are not lost by undoing both sides of linked terminals. After wiring, all terminal screws must be tightened to recommended torque specifications.

Operating temperature	
Min. Temperature [°C]	Max. Temperature [°C]
-5	55