



Sample image

L800

Type Size: S3
Classification Contact: Rigid contact bridge
Classification Contact Mat: Silver
Classification Terminal: Bolt terminal

IEC 60947-3 EN 60947-3, VDE 0660 Teil 107

Rated insulation voltage Ui

Voltage (V)	AC / DC
690	AC

Rated impulse withstand voltage Uimp

Voltage (kV)	Oversvoltage category	Pollution degree	Supply system	Function
6	III	3	Valid for lines with grounded common neutral termination	Switch / Switch disconnecter

Rated uninterrupted current Iu/Ith

Current (A)	Ambient temperature (°C)	Peak temperature (°C)	additional requirements
1100	35	40	Ambient temperature +35°C during 24 hours with peaks up to +40°C
950	55	60	Ambient temperature +55°C during 24 hours with peaks up to +60°C

Rated operational current Ie

Utilization category	Voltage (V)	Current (A)
AC-20A	20 - 690	1100
AC-21B	220 - 440	630
AC-21B	500 - 500	500
AC-21B	660 - 690	350

Rated operational power

Utilization category	Voltage (V)	No. of phases	No. of poles	Power (kW)
AC-23B	220 - 240	3	3	75
AC-23B	380 - 440	3	3	132
AC-23B	500 - 500	3	3	132
AC-23B	660 - 690	3	3	65

Max Fuse Rating IEC

Fuse characteristic	No. of Fuses	Current (A)
aR	1	1100

UL60947-4-1, UL508

Rated insulation voltage Ui

Voltage (V)	AC / DC
600	AC

Rated thermal current

Current (A)	Ambient temperature (°C)	Additional Text
800	0 - 40	-

CSA

Rated insulation voltage Ui

Voltage (V)	AC / DC
600	AC

Rated thermal current

Current (A)	Ambient temperature (°C)	Additional Text
800	0 - 40	-




GENERAL TECHNICAL INFORMATION

Tightening torque of screws

tightening torque (Nm)	tightening torque (lb-in)
25	220

Rated short-time withstand current Icw

Time (s)	Current (A)
1	11000

Approbations		Marking
Specification		
EAC		
CE marking		
UK Directives		
IEC 60947-3; EN 60947-3; VDE 0660 Teil107		IEC 60947-3 EN 60947-3
UL 60947-4-1; CSA C22.2 No. 60947-4-1		
CSA C.22.2 No.14		
Power loss per pole		Power (W)
		51,40
Conditions during transport and storing		
	Minimum temperature (°C)	Maximum temperature (°C) additional requirements
	-40	85 In case of temperatures below -5°C no shock load permissible
General Information		
Text		
<ul style="list-style-type: none"> - Cable lug or copper bus must accept M16x40 screw. - Do not lubricate or treat contacts. - Switches may only be mounted, connected and set into operation by qualified persons according to the accepted rules of technology. - Terminals with factory fitted jumper links are tightened during production. Take care during installation to ensure factory fitted links are not lost by undoing both sides of linked terminals. After wiring, all terminal screws must be tightened to recommended torque specifications. - After installation of the switches the spacings between the terminals must be sufficient to fulfill the requirement of the applicable standards. 		
Operating temperature		
	Min. Temperature [°C]	Max. Temperature [°C]
	-5	60